

BRIARWOOD BALLET

Student Handbook

Please keep for your records as long as student is taking ballet at Briarwood.



“Praise ye the Lord...
Let them praise His name with the
timbrel and dance...” *Psalm 150*

Briarwood Ballet Student Handbook

2021 edition

Table of Contents

Welcome.....	4
Mission Statement.....	4
Student Placement	5
Fees and Schedules	5
Attendance	6
Arrival & Pick-up.....	7
Dressing Room Information.....	8
Waiting for Your Student	9
Website, Facebook, and Instagram	9
Year-End Performance Opportunities	10
Parent Observations	10
Parent/Teacher Consultations.....	10
Student Guidelines.....	11
Parent Guidelines.....	11
Dress Code.....	12
Shoes: The Dancer’s Tools.....	13
Hair	15
Snacks and Use of Break Room	16
Map	17

WELCOME TO BRIARWOOD BALLET

On behalf of our faculty and staff, I want to welcome you to our school! We believe that God has brought you to us and we appreciate the privilege of teaching you!

We believe that God has given us our commission in Colossians 3:23 "Whatsoever you do, do it heartily unto the Lord and not unto men." Through our training it is our prayer that classes and performances will enable you to develop your gifts and use them to "glorify God and enjoy Him forever."*

You are special to us and we will be praying for you as you pursue your studies. May God bless you richly as we "praise His Name with dancing" (Psalm 149).

In His Grace,
Peggy Townes, Executive Director

MISSION STATEMENT

Briarwood Ballet is committed to serving God by offering quality instruction in classical ballet and dance education within a Christ-centered environment.

Our school serves students of all ages, with varying goals and aspirations, who desire to study dance. Faculty members are dedicated to providing a Christian world-view of dance and to instilling in students the desire to use their talents to glorify God. They impart the love of dance and encourage each individual to reach his or her maximum potential both physically and spiritually.

This excellent training teaches discipline of body and mind, and appreciation for the beauty of art – as well as the sheer joy of dancing. Performing experiences provide a creative outlet, produce a sense of confidence and responsibility, and allow students to use their gifts to honor the Lord through dance.

** from the Westminster Catechism*

STUDENT PLACEMENT

Class Levels: Briarwood Ballet reserves the right to determine the class level for every student through its evaluation procedures, regardless of prior, recent, or current training.

New Students: Students 5th grade and above who have never trained at Briarwood Ballet will be required to take a placement class. Faculty recommendation will determine a student's placement in a class appropriate to his/her ability. Students and parents will be notified.

Current Students: Our teachers determine the readiness of each student to advance. Advancement occurs on an individual basis when the progress of the individual student has warranted moving to the next level technically, physically, and intellectually.

FEES AND SCHEDULES

Please refer to the current year brochure for pricing.

Tuition is based on a full school year. Payments may be made annually or in two payments. We do not send regular statements, but you may receive a reminder. You may check your account balance online through the Studio Director link on our Class Information page.

Tuition Payment Schedule: Annual

Payment #1 due on or before – August 15

Tuition Payment Schedule: Split Payment

Payment #1 due on or before – August 15

Payment #2 due on or before – January 15

Costume and Performance/Media Fee is due on or before October 15.

Supervised Dressing Room Fees due August 15.

1. Payments may be made by credit card through Studio Director. They can also be made by cash or check. Please get a receipt from the Ballet office for cash payments. Your canceled check is your receipt.
2. Please make checks payable to Briarwood Ballet.
3. Indicate name of student on the check in lower left corner memo area.

Late Payment: Please be aware that we do not send statements. Past Due invoices are sent out if your account is two weeks overdue. A **\$10 late fee** will be charged to all accounts with a past due balance.

Returned Checks: Briarwood Ballet is charged a penalty by our bank for any checks returned to us for insufficient funds. We will ask you to cover

this penalty of \$12. If checks are habitually returned we will request that you pay future payments with cash only.

Withdrawal: If you choose to withdraw your child from ballet, please contact the Ballet Office. This cannot be done through a third party. Telling your child's teacher is not sufficient. Notification of withdrawal before October 31 will release your future tuition commitment. Full year tuition will be required if withdrawal notification occurs after October 31.

Costume & Performance/Media Fee: Full payment of this fee is due on or before October 1. Student will not receive their costume if there is any overdue balance at the time they are given out.

If you withdraw your child after we have ordered costumes (by mid-December), you will still be responsible for the costume and a refund will not be issued. You will receive the costume when it comes in.

Some older students may be required to buy/rent as many as five costumes for the senior spring performance. If a student is assigned a Briarwood costume, or if one is rented from an outside source, there will be a costume rental fee in lieu of the full costume fee.

Class Cancellation: A minimum of 8 students is required for a class to commence. A minimum of 6 students is required for a class to continue. Should class enrollment drop below 6 students anytime during the academic year, the director will work with the parents to find suitable placement in another class within the same level.

Refunds: *For registration* – if a student registers for classes and we are unable to place them in a class by Thanksgiving, the full registration fee will be refunded.

For tuition – in the event a student is unable to continue classes due to medical reasons or a family move, please contact the ballet office to discuss the account. If a class is canceled due to low enrollment and we cannot place the student in another class, any credit balance will be refunded.

For costumes – Costume fees will be refunded only if costumes have not been ordered for the student.

ATTENDANCE

Excused absences are sickness, family emergency or a required-for-a-grade activity for academic school. Excused absences due to injury require a doctor's note.

For 3rd grade and above...

1. We cannot stress enough the importance of **NOT MISSING CLASSES**. Regular and consistent attendance is important to prevent injuries.
The progress of the entire class is hindered when class must be stopped to re-teach what was missed at an earlier session. We have also found that when students feel a lack of confidence in their class work because of inadequate preparation, they become discouraged with their dancing in general.
2. If a student does miss class, please use the online Absentee Slip to notify the ballet office **prior** to class. You may also call or email. The teacher will be notified.
3. **RE: Spring Performance** - Students may have to be excused from the spring production if they incur more than two absences after March 1.

Make-up Classes

Students 3rd grade and up can make up a missed class in any class of the same level or a level below until March when classes begin to work on year-end dances. See the current fall brochure or website schedule of classes for days and times.

Students should fill out the Make-up Slip online or get one from the office.

Inclement Weather Days and Holiday Schedule

Briarwood Ballet is closed for bad weather when Briarwood Schools are closed the whole day for bad weather. Please listen to school closing reports on the radio or TV. If classes are already in progress, please see the Facebook posts on our website for instructions regarding ballet classes.

Most of our students are not Briarwood School students, so **the Ballet follows its own holiday schedule** and sometimes still meets on days when Briarwood school is out.

ARRIVAL AND PICK-UP

Students should arrive and depart promptly. If possible, students should arrive 10-15 minutes early to prepare for class. Students may be prohibited from taking class if they arrive after the first 15 minutes of class. This is not a punishment; it is a precaution for the physical safety of the dancer. The student should remain and watch the rest of class and will be counted as present. If the student does not observe class, she/he will be marked absent.

Please do not park in the covered drive outside the Chapel/Fellowship Hall entrance, even for “just a minute.” This is a safety/security matter.

Please pick up students promptly after class. After dusk, Intensive and Enrichment students **MUST** wait indoors for their ride and should be picked up at the Ministries Lobby.

Parent Dressing Room

For 3-year-olds – 4th grade

For safety and student accountability, all Pre-School through 4th grade students coming from outside Briarwood **MUST** wait in N-110 (the Parent Dressing Room) to be picked up, not in the Nursery hallway. The teacher or assistant will come get students to take them to their classroom. Sorry, no dads or boys are allowed to wait in this room.

Following class, students will be returned to the same area for pick-up. To be sure students are accounted for, students may **NOT** be picked up at their classroom before the end of class. Contact the office for special arrangements.

5th grade and above

Rather than using N-110, students should use the restrooms on the 2nd floor hallway across from the Music office. Students are **not allowed** to change in the bathroom by the Bookstore or on the Administrative hallway or in the Ladies Robe Room bathroom.

Supervised Dressing Room Service

For K4 students – 6th grade

Students using the Supervised Dressing Room or Pick-Up Service will come and go from N-111 across the hall from the Parent Dressing Room.

If a class gets out after 5:00 pm, a student will have their belongings with them and should be picked up from their classroom.

DRESSING ROOM INFORMATION

1. **NO PEANUT PRODUCTS are allowed in any Nursery rooms.** We have students with life-threatening allergies and want to keep them safe.
2. Students are **NOT** allowed to change in the restroom by the Bookstore, on the Administration hallway, or off the Ladies Robe Room.
3. Please **label all** items belonging to your student. This includes clothes, dancewear, shoes, and books.
4. **Valuables:** Do not bring valuables to ballet. We cannot "police" the dressing room and we are very sorry to say that we sometimes find

things missing. If money is brought to ballet, the dancer may bring a purse to the classroom.

5. Books, coats, bags, etc. should be left in the dressing room as they take up valuable classroom space.
6. **Lost and Found** is kept in N-111 under the sink. Please check there if you are missing anything as it is periodically cleaned out and the usable items given to charity. Jewelry, small things, and other valuable items are kept in the Ballet Office. The Church and the School also keep lost and found, so don't forget to check with them as well.

WAITING FOR YOUR STUDENT

1. If you wait on premises while your child is in class, once all students have been picked up for class, you may use N-110 as a waiting area if you do not have boys. Also, the church library and bookstore welcome you to visit there. Parents and siblings are not allowed to wait outside the Ballet office M-111 or in the Nursery hallway. Please be mindful that there are church offices on the Nursery hallway that need quiet to be productive.
2. Please do not let children touch equipment or classroom supplies in the dressing and waiting rooms.
3. **No Boys** - even little brothers - are allowed in either dressing room while students are changing. 4-year-old boys look old to 5-year-old girls. The curtain is there for dressing students' privacy. Please do not let children hang on the curtain.
4. Small children and siblings are not permitted to run or play in the hallways. Please support this rule by keeping all small children under control. Never leave small children unattended at any time.
5. The courtyard across from the Ballet office is a lovely greenspace but is not a playground. Children are welcome to enjoy the fresh air, but must be accompanied by a supervising adult. Playing in the bushes and flowerbeds is a no-no as are balls and other toys that might damage the building or grounds.
6. Hwy 119 parents may wait in the area immediately outside the studio.

WEBSITE, FACEBOOK, & INSTAGRAM

The Briarwood Ballet website is your main source of information for everything Briarwood Ballet. briarwoodballet.com. This is where you can find the most recent and comprehensive information.

We also have a Facebook page. By "Liking" us, weather alerts, last-minute schedule changes, and important notices are delivered straight to your news

feed. You do not have to have a Facebook account to read our status because all updates show on our website.

Follow us on Instagram @briarwoodballet for updates as well.

YEAR-END PERFORMANCE OPPORTUNITIES

Enrollment in a ballet class commits a student to all rehearsals for spring performances as a priority over all other activities the student may be involved in during the spring months. Absent dancers are ill prepared and undermine the confidence of the entire group. Also, it is very confusing to work around empty spaces.

Spring productions are considered a priority for all students and other conflicting events should be secondary to preparations for these programs.

The Joy of Movement (3-year-old) classes and Tap classes will give in-studio presentations at the end of the year. Please check the calendar on our website for these specific dates.

Spring Jr. Performances for 4-year-old through 2nd grade classes will be presented in the Briarwood Presbyterian Church Worship Center.

The annual spring Sr. Performance for students 3rd grade and up will be held at the Barbara B. Barker Fine Arts Auditorium at Briarwood High School on Hwy 119 unless otherwise noted.

PARENT OBSERVATION

There will be an opportunity for you to observe your child's class some time during the first semester. Notification will be sent by individual teachers to their classes.

When observing, please DO NOT bring young children who CANNOT sit quietly and watch class.

PARENT/TEACHER CONSULTATIONS

If you need to speak with a faculty member, please request an appointment via email to ballet@briarwood. Please refrain from meeting with the faculty in-between classes. Teachers have very limited time before, during, or after classes. Please give them enough notice so they will have adequate time to talk and be prayerfully prepared.

STUDENT GUIDELINES

Preparation for Class

1. Students should always go to the bathroom before class.
2. Students may use the upstairs lobby and red-carpeted areas leading into the sanctuary for stretching before class. No food or drink is allowed.
3. Students should not stretch in the hallways of the church. Keep all hallways clear of bags and put personal belongings against the wall. Please pick up stray bobby pins as they tear up the vacuum cleaners.

Class Etiquette

1. Cell phones may not be used for any reason during class without specific permission from the teacher.
2. Classes may not be filmed without a teacher's specific permission.
3. Students are not allowed in the studios unless a faculty or staff member is present.
4. No food or drink in the studios. Water breaks are given with permission of the teacher
5. No chewing gum in studios.
6. No hanging on the barres in the studio.

Conduct while on Church Premises

1. Students are not permitted to run or play in or block the hallways.
2. Students are not permitted to make excessive noise in the hallways.
3. Students are expected to keep the facilities clean by picking up after themselves and throwing away all trash.

PARENT GUIDELINES

Teaching a child the meaning of commitment is another basic building block of character - and commitment takes effort! If your dancer seems discouraged, please let us know. Many times, there may be some simple solution to the problem, or an extra dose of encouragement may do the trick! Please pray for our discernment.

1. Parents of young children: When at all possible, please have student arrive dressed in class attire with hair appropriately fixed.
2. Please have students to go to the bathroom BEFORE class.
3. Please do not park in the drive-through lanes in front of the Chapel or the Ministries entrance, even for "just a minute."
4. If you move, please be sure to update your contact information through Studio Director or send us your new address and phone number.

DRESS CODE

A dancer's attire greatly determines the attitude toward her/his class work, and therefore we require that the standard of appropriate neatness be observed at all times. The teacher may not allow class participation by a student who regularly neglects this requirement.

1. **Cover-ups are required.** With respect for the fact that Briarwood is a church, we will require that DANCERS OF ALL AGES WEAR COVER-UPS when coming and going from the building beyond the dressing room/classroom areas. If T-shirts are worn as a cover-up, they must be worn with pants or a skirt.
2. All female students should wear pink-footed tights and pink ballet shoes in all ballet classes. Please do not wear tights with holes or bad runs and BE CERTAIN all shoes have the elastic properly sewn onto the shoe.
3. **No underwear** should be worn under tights for any age student. Both the tights and leotards have cotton lined panels. It can be compared to wearing a bathing suit.
4. **No camisole or halter leotards.** As Briarwood Ballet is a church ministry, leotard styles must reflect modesty. Backs should be no lower than the bra line. This includes sheer or lace panels. Tank, cap sleeve, short sleeve, three-quarter sleeve, and long sleeve leotards are appropriate.
5. Leotards should be plain and solid in color - without imprints or designs – and without an attached skirt or ruffles.
6. Skirts for 3 year olds-Ballet 1/USA: Skirts are NOT allowed in class. They are a distraction and are easily lost.
7. Pink or black leg warmers are permitted in Enrichment or Intensive classes as a teacher allows and only up through degages.
8. Stud and small earrings are the only permissible jewelry to be worn in class. Watches, necklaces, large rings and bracelets are potentially hazardous and cannot be worn in class.
9. Rehearsal dress for any dancer involved in any school rehearsal is standard class uniform.

Requirements (Please check website for most recent dress code.)

Level	Leotard - <i>with no attached skirt</i>	Footed Tights	Shoes	Skirts
3-5 year olds	Pink	Pink	Pink ballet ^{1,3}	None
1st - 2 nd grade	Light blue	Pink	Pink ballet ³	None
3 rd & 4 th grade	Black	Pink	Pink ballet ³	None
USA, Ballet 1	Black	Pink ²	Pink ballet ³	None

USB-D Ballet 2-4	Black	Pink ²	Pink ballet ³ ; Pink pointe shoes as required	Must be designated style. Order form on website
Young men	White T-shirt, black gym shorts	White socks	White ballet	-
Tap classes	Leotard per ballet level	Pink	Black patent tie-on tap shoes	None
Modern	Solid Color- B4, USD on assigned day; black for all others	Black tights or black jazz or yoga pants		None
Jazz or Theater Dance	Black tights, capri pants or jazz pants; Black Leotards w/ modest coverups Jazz shoes are recommended but not required			None
Mommy & Me	Comfortable clothes to move in			
Adult	Ballet shoes and yoga, Pilates, or traditional ballet attire			

¹ full-sole shoes required

² Convertible tights are acceptable.

³ **Capezio freeform shoes (#FF01) are NOT allowed.** We ask that dancers stick with classic styles of soft shoes. Split-sole ballet shoes are acceptable for USB-D & Ballet 2-4.

No T-shirts, boxers, shorts, or baggy outerwear is to be worn in class.

Dance Attire may be purchased from the following stores:

Applause Dancewear 1629 Oxmoor Road 871-7837

Dance-N-Things 7954 B Crestwood Boulevard 956-8495

Academy Sports, Wal-Mart, & Target often stock appropriate leotards and tights. However, you should only get your shoes from a dancewear retailer.

We will gladly receive any out-grown dancewear or shoes for our borrower's box.

SHOES: THE DANCER'S TOOLS

1. **Do not wear dance shoes outside!** Oils and dirt are hazardous when tracked into the studios and are damaging to the shoes.
2. Shoes must fit properly. Dance shoes fit snugly and are **not** fitted with room to grow. Gaps and bagging are signs of an improper fit.

3. Toenails should be trimmed regularly and cut straight to avoid ingrown nails.
4. Do not sew elastic or ribbons on the shoes if you are unsure of the fit or do not know where or how to sew them on. Have your teacher check and approve the shoes first. Elastics may **never** be knotted and wrapped around the bottom of the foot.
5. Leather shoes will stretch. Canvas shoes do not.
6. Cross the drawstring to pull taunt around foot, then tie and tuck into the shoe. Never use the drawstring to fit the shoe. This could injure the skin or tendon.
7. Laces, ribbons and ties must be neatly secured or tucked in.
8. A small crochet hook is helpful in retrieving a drawstring that has withdrawn into the casing.

Pointe Students

- 1. Do not purchase pointe shoes before consulting with your teachers.**
2. Do not sew ribbons or elastic onto shoes until the faculty confirms the fit and gives instructions on how to sew them.
3. Dancers should learn to sew their own shoes. This is their responsibility - not their parent's. If they are ready for pointe - they're ready to sew! Look for the sewing workshop for all pointe students.
4. Experienced dancers should pre-tape their toes prior to technique class to limit the amount of time taken to put on pointe shoes for pointe class.
5. Convertible tights must cover the entire foot for pointe. Mid-calf tights are not appropriate for pointe technique class.
6. Each dancer must dispose of his/her own Band-Aids, Band-Aid wrappers, and discarded tape to ensure cleanliness and a healthy workspace. Toenail polish is detrimental to toenail strength needed for pointe work and not recommended.
7. Follow the instructions of the faculty as to the care, longevity techniques and storage of the pointe shoe.

HAIR

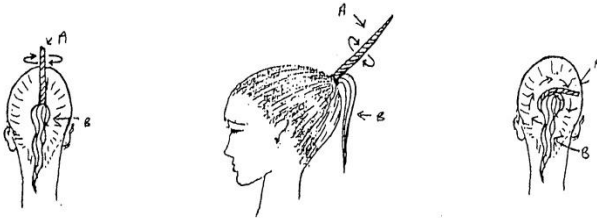
3-year – 2nd Grade Girls: Ballet buns are preferable BUT ponytails are acceptable with teacher approval. Hair should be secured away from the face with clips or barrettes.

3rd Grade and Up Girls: Always wear hair neatly in a ballet bun with loose hair pinned or clipped away from the face. Hairspray or gel can help.

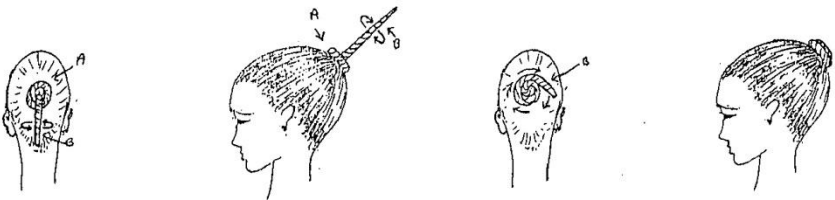
Dance Bag Supplies (for all ages): brush & comb, nylon hair net, braided elastic band, barrettes/clips, hair & bobby pins, hair spray

Instructions for Styling Hair

1. Brush hair smooth. Remove all tangles.
2. Spray hair lightly with hair spray. Smooth hair with hands and secure wisps, layers or short ends into a ponytail and secure with a braided elastic band. (Do not use rubber bands. They tear hair.)
3. Secure sides and back hair with clips or barrettes
4. Divide ponytail into two sections and twist or three sections and braid.



5. Wrap each section of twisted or braided hair clockwise around the braided elastic band secure with hair and bobby pins as you wrap



6. Place the hair net over the bun; twist the net over the bun at least two times. Tuck ends of hair net into the bottom of the bun and secure with hair or bobby pins.
7. Spray hair and bun with hair spray to set. Smooth with hand or comb.

Shorter Hair:

1. Chin length hair - This length is difficult to place hair in a bun. Pull hair into a ponytail, securing the sides back away from face with clips or barrettes. Spray heavily with hair spray to set.

2. Very short hairstyles should pull sides away from face. Long bangs secured back with clips to keep from eyes.

Why do dancers wear their hair this way?

Credible professional dance schools require their students to wear their hair up for class. The correct use and placement of the head and neck are very important in dance for concentration and balance. Hair must be removed from these areas to allow instructors to see the development, technique and growth of the head, neck and shoulders so they can give proper corrections to achieve the desired results.

Unsecured hair is distracting and can throw a dancer off balance, especially when turning. Bangs and wisps can cause shadowing on the face and create a short look to the forehead. A uniformed look is desired in class and is essential for neat grooming and for confidence and conscientiousness. This demonstrates the value of being prepared, encourages individual artistic expression and provides visual ease for the teacher's corrections.

SNACKS AND USE OF BREAK ROOM

The Staff Break Room, located next to the Bookstore, is ALWAYS OFF LIMITS to all ballet students before 3:00 pm. Briarwood Church is gracious to provide facilities for the Ballet school and we want to cooperate in every way possible by respecting the staff's privacy and the building and grounds.

Third grade and younger students using the Parent Dressing Room may eat in N-110. All snacks must be eaten in the dressing room ONLY - not in the hallways.

Please do not leave TRASH OR FOOD in the dressing room. A failure to observe this policy may result in the loss of the privilege of bringing snacks to the room.

Be sure to PICK UP ALL TRASH leaving no candy and chip wrappers and drink cans ANYWHERE around the building.

Use of the red-carpeted areas, upstairs and down, is a privilege that can be revoked at any time if ANY food or drink is found in these areas. This includes food that you are saving to eat at a later time.

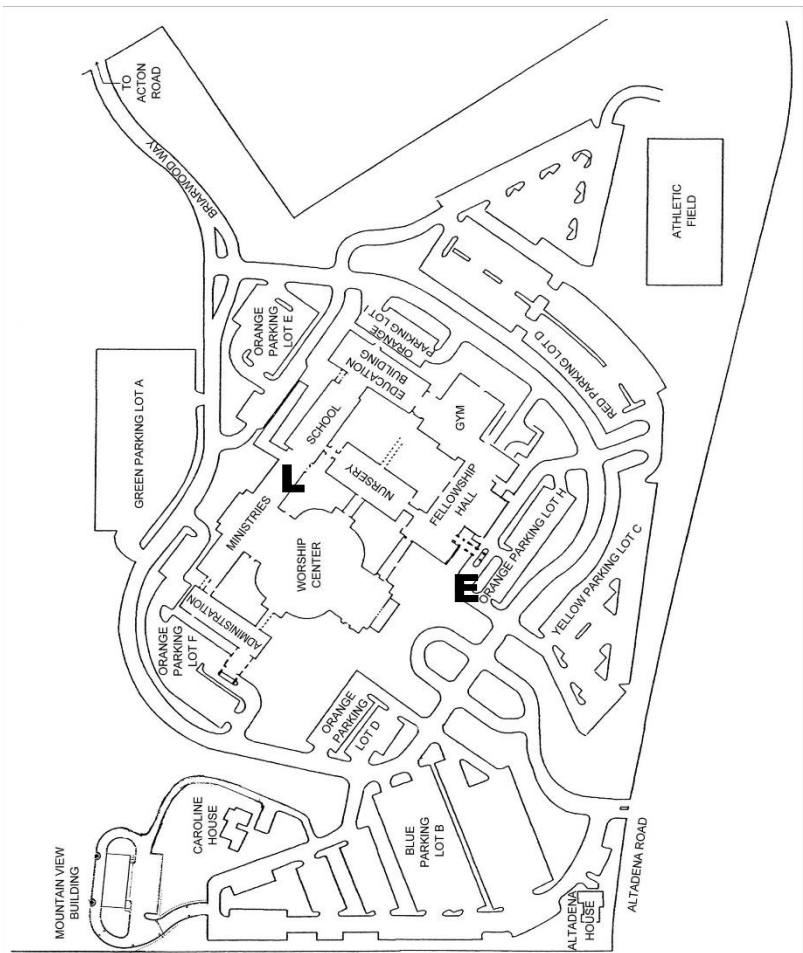
IN CLOSING...

We want to once again tell you how much we appreciate your being with us this year. We are praying that the ministry of the Briarwood Ballet will bless your entire family and be a joy in your life - "He has turned my mourning into dancing!" (Psalm 30:11)

Please pray for us as we endeavor to pursue excellence in the training that we offer your children.

In Christ,

The Faculty and Staff of the Briarwood Ballet



E = CHAPEL/FELLOWSHIP HALL entrance - Entry point for dressing rooms N-110 and N-111 and classes in N-108

Go straight down this hallway. Parent dressing room is last door on right and Supervised Dressing Room is on the left before double doors to the school. The School doors are locked every day until 5:30 for school security purposes.

L = MINISTRIES entrance – Usual entry point for Ballet Office and all M and C classrooms

To get to the office, go through the lobby and up steps to the right. You will see our pink sign hanging from the ceiling by our customer service window.



Briarwood Ballet
2200 Briarwood Way
Birmingham, AL 35243

(205) 776-5284

briarwood.org/ballet

2021 edition